



3 GHz TNC FAILSAFE S.P.D.T. SWITCH

OPTIONS: INDICATOR

R F CHARACTERISTICS

FREQUENCY RANGE : 0 - 3 GHz
IMPEDANCE : 50 Ohms

FREQUENCY (GHz)	0 - 1	1 - 2	2 - 3
V.S.W.R <=	1.15	1.20	1.25
INSERT. LOSS <=	0.15 dB	0.20 dB	0.25 dB
ISOLATION >=	85 dB	80 dB	75 dB
AVER. POWER (*)	350 W	250 W	150 W

ELECTRICAL CHARACTERISTICS

ACTUATOR : FAILSAFE
NOMINAL CURRENT AT 25° C (±10%) : 140 mA
ACTUATOR VOLTAGE (Vcc) : 28V (24 to 30V)
TERMINALS : male D-sub 9 pins (4-40 UNC nuts)
INDICATOR RATING : 1 W / 30 V / 100 mA

MECHANICAL CHARACTERISTICS

CONNECTORS : TNC fem. per MIL C 39012
LIFE : 1.000.000 cycles
SWITCHING TIME (nominal voltage;25° C) : < 15 ms
CONSTRUCTION : splashproof
WEIGHT : < 185 g

ENVIRONMENTAL CHARACTERISTICS

OPERATING TEMPERATURE RANGE (°C) : -40 , +85
STORAGE TEMPERATURE RANGE (°C) : -55 , +85

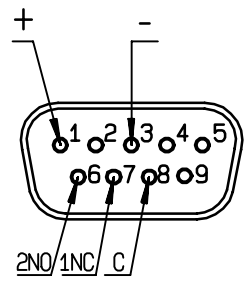
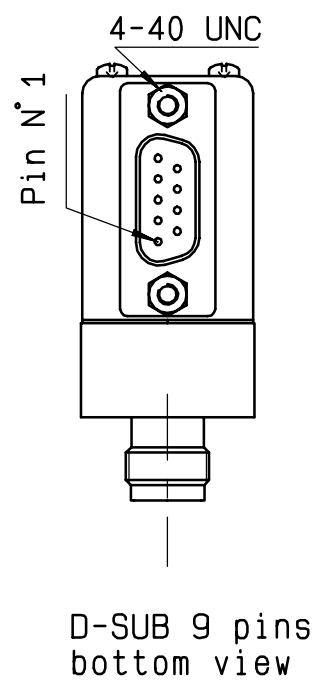
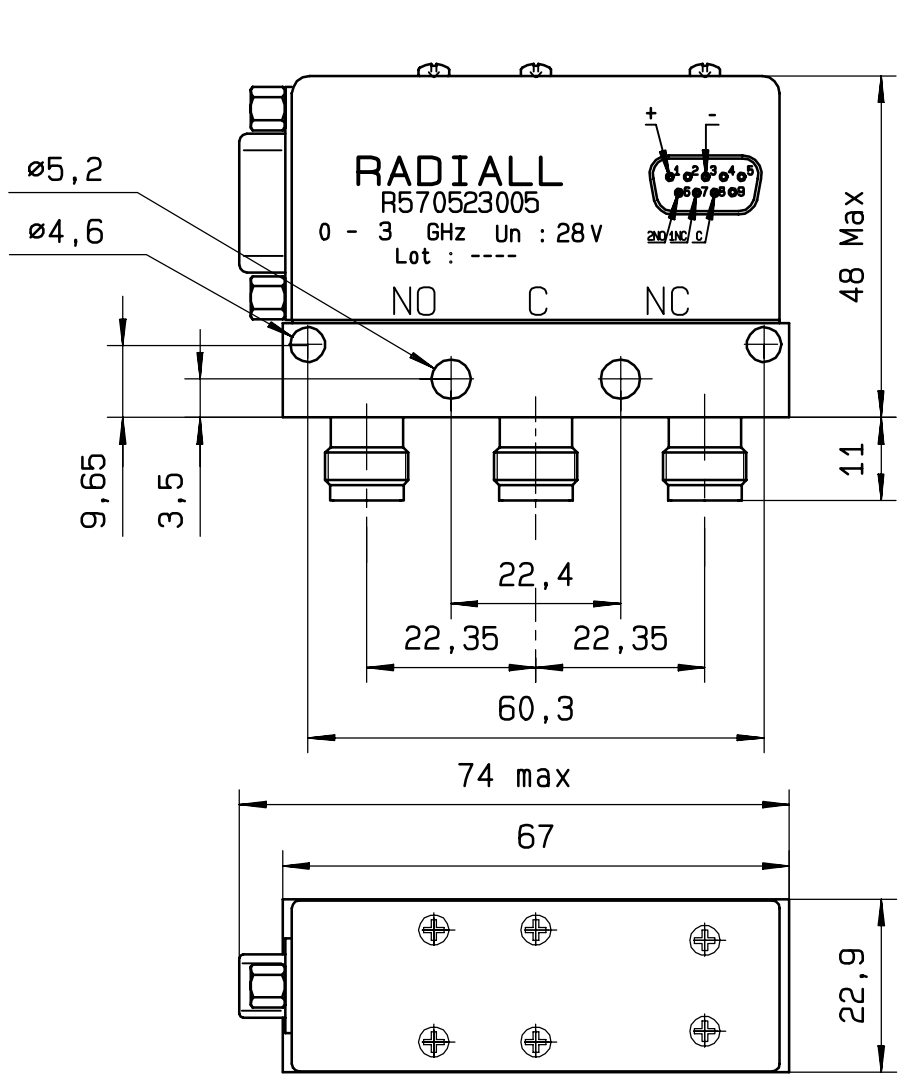
(* : average power at 25° C)

This information is given as an indication. In the continual goal to improve our products, we reserve the right to make any modifications judged necessary

4112-9212

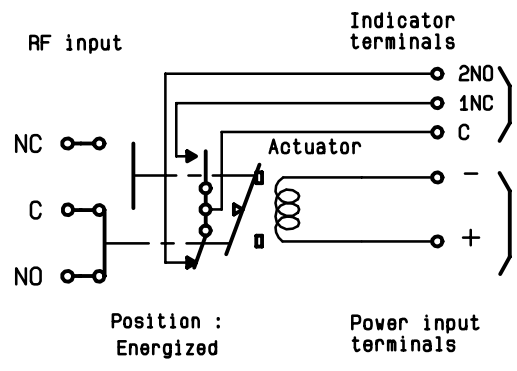
DRAWING

General tolerance: * 0,5 mm



SCHEMATIC DIAGRAM

Voltage	RF continuity	Indicator
De-energized	C ↔ NC	C . 1NC
energized	C ↔ NO	C . 2NO



4113-9212 This information is given as an indication. In the continual goal to improve our products, we reserve the right to make any modifications judged necessary